



TrailView/LakeView Door Cut Out

Date _____

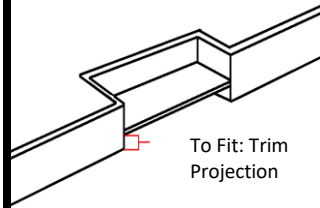
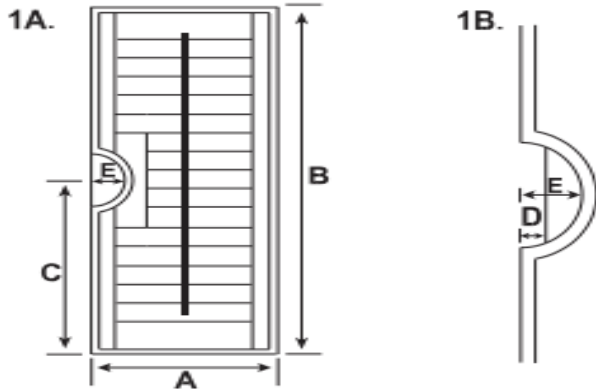
ALL DIMENSIONS ARE NWF SIZE, BASED ON SHUTTER

Dealer Name		Customer Address				Customer Phone #		2 1/2	3 1/2	4 1/2
SideMark	Room	Frame	Color	Cut Out on the		Divider	Split Tilt			
				Left	Right					
Production Time					Hinge Side		Hinge Color		Tilt Rod	Hidden Tilt
8	5	4	3	2	1	Left	Right			

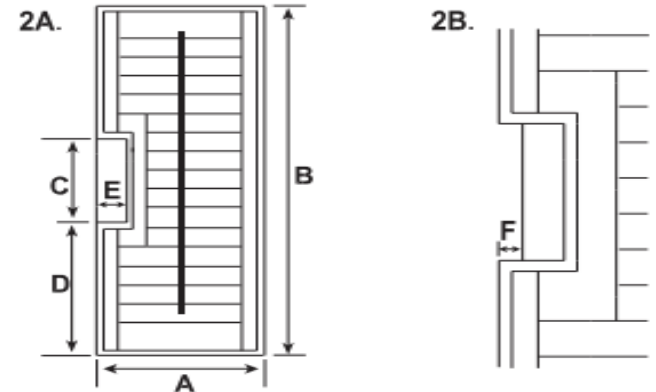
Half Circle Cut Out

Trim Projection

Rectangular Cut Out



TRIM PROJECTION: Plate inside of the cut out will be raised to avoid trim



ALL DIMENSIONS ARE NWF SIZE, BASED ON SHUTTER

A= _____ Shutter width, Frame tc Frame
 B= _____ Shutter Height, Frame tc Frame
 C= _____ Center Of Cut Out, From Bottom OF Shutter
 D= _____ Recessed Plate To Fit Handle/Doorknob Base
 E= Radius: 5" X 10"
 Build Out: 1/2" 1"
 Trim Projection: _____

A= _____ Shutter width, Frame tc Frame
 B= _____ Shutter Height, Frame tc Frame
 C= _____ Cut Out Height
 D= _____ From Bottom Frame to Bottom of Cut Out
 E= _____ Cut Out Width
 F= _____ Recessed Plate To Fit Hand/Doorknob Base
 Build Out: 1/2" 1"
 Trim Projection: _____