



# TrailView/LakeView Door Cut Out

Date \_\_\_\_\_

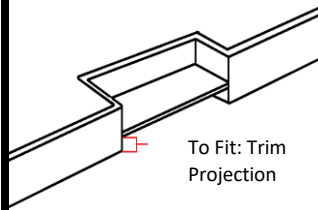
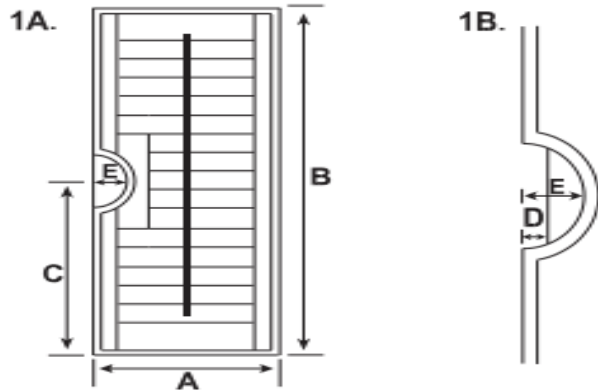
**ALL DIMENSIONS ARE NWF SIZE, BASED ON SHUTTER**

Dealer Name		Customer Address				Customer Phone #		2 1/2	3 1/2	4 1/2
SideMark	Room	Frame	Color	Cut Out on the		Divider	Split Tilt			
				Left	Right					
Production Time					Hinge Side		Hinge Color	Tilt Rod	Hidden Tilt	Invisable Tilt
8-10	5	4	3	2	1	Left	Right			8-10 Wk Only

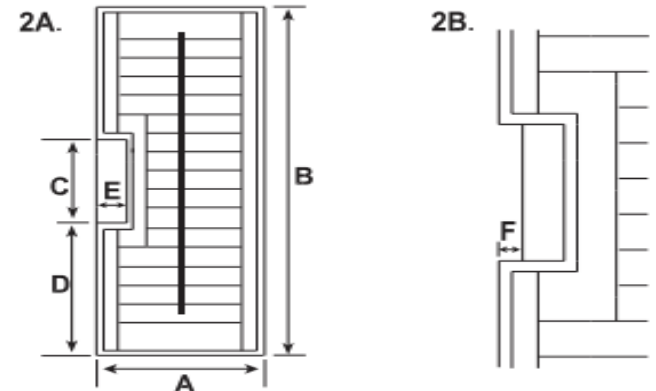
### Half Circle Cut Out

### Trim Projection

### Rectangular Cut Out



**TRIM PROJECTION:** Plate inside of the cut out will be raised to avoid trim



**ALL DIMENSIONS ARE NWF SIZE, BASED ON SHUTTER**

A= \_\_\_\_\_ Shutter width, Frame tc Frame  
 B= \_\_\_\_\_ Shutter Height, Frame tc Frame  
 C= \_\_\_\_\_ Center Of Cut Out, From Bottom OF Shutter  
 D= \_\_\_\_\_ Recessed Plate To Fit Handle/Doorknob Base  
 E= Radius: 5" X 10"  
 Build Out:  1/2"  1"  
 Trim Projection: \_\_\_\_\_

A= \_\_\_\_\_ Shutter width, Frame tc Frame  
 B= \_\_\_\_\_ Shutter Height, Frame tc Frame  
 C= \_\_\_\_\_ Cut Out Height  
 D= \_\_\_\_\_ From Bottom Frame to Bottom of Cut Out  
 E= \_\_\_\_\_ Cut Out Width  
 F= \_\_\_\_\_ Recessed Plate To Fit Hand/Doorknob Base  
 Build Out:  1/2"  1"  
 Trim Projection: \_\_\_\_\_