



MountainSide/OceanSide Door Cut Out

Date _____

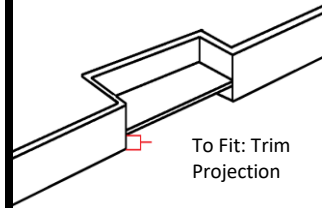
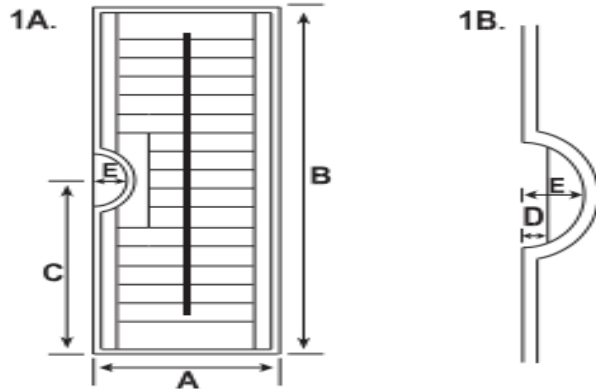
ALL DIMENSIONS ARE NWF SIZE, BASED ON SHUTTER

Dealer Name	Customer Address		Customer Phone #	2 1/2	3 1/2	4 1/2	
SideMark	Room	Frame	Color	Cut Out on the		Divider	Split Tilt
				Left	Right		
			Hinge Side	Hinge Color		Tilt Rod	Hidden Tilt
			Left	Right			

Half Circle Cut Out

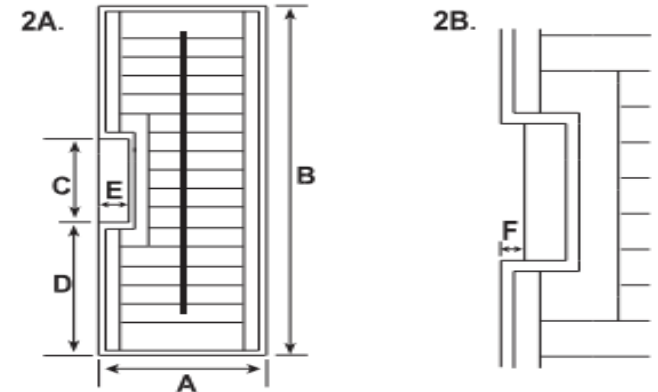
Trim Projection

Rectangular Cut Out



To Fit: Trim Projection

TRIM PROJECTION: Plate inside of the cut out will be raised to avoid trim



ALL DIMENSIONS ARE NWF SIZE, BASED ON SHUTTER

A= _____ Shutter width, Frame tc Frame
 B= _____ Shutter Height, Frame tc Frame
 C= _____ Center Of Cut Out, From Bottom OF Shutter
 D= _____ Recessed Plate To Fit Handle/Doorknob Base
 E= Radius: 5" X 10"
 Build Out: 1/2" 1"
 Trim Projection: _____

A= _____ Shutter width, Frame tc Frame
 B= _____ Shutter Height, Frame tc Frame
 C= _____ Cut Out Height
 D= _____ From Bottom Frame to Bottom of Cut Out
 E= _____ Cut Out Width
 F= _____ Recessed Plate To Fit Hand/Doorknob Base
 Build Out: 1/2" 1"
 Trim Projection: _____